

# Above Carpus Prosthetic Measurement Form



Circle: Right or Left

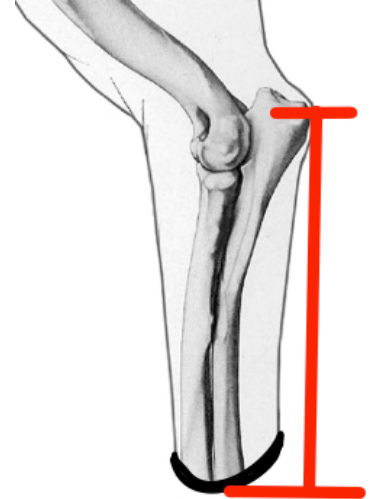
Owner: \_\_\_\_\_ Pet: \_\_\_\_\_  
 Breed: \_\_\_\_\_ Age: \_\_\_\_\_ Lbs: \_\_\_\_\_



1. Elbow Circumference \_\_\_\_\_  
*\*include humeral epicondyles\**

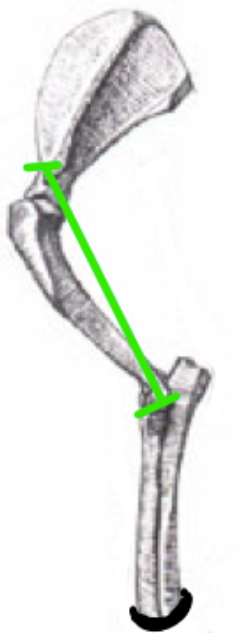


2. Elbow to End of Limb: \_\_\_\_\_  
*\*Lateral Humeral Epicondyle to end of limb\**

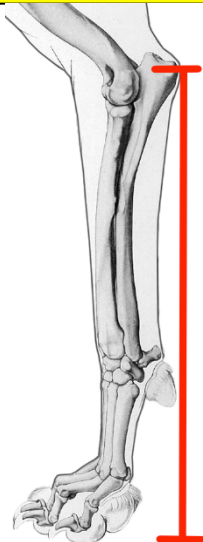


3. Olecranon to End of Limb: \_\_\_\_\_

**\*Measurements 4-6 need to be taken while standing\***



4. Shoulder to Elbow \_\_\_\_\_  
*\*Acromion to Lateral Humeral Epicondyle\**



5. "Good Limb":  
 Olecranon to Ground \_\_\_\_\_



6. "Good" Limb:  
 Standing angle of Carpus \_\_\_\_\_  
*\*Humeral epicondyle-ulnar styloid- 5<sup>th</sup> Met head\**