

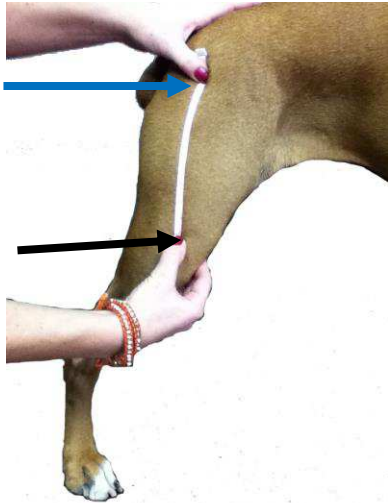
Owner Name: _____ Pet Name _____

Breed: _____ lbs: _____ Age: _____

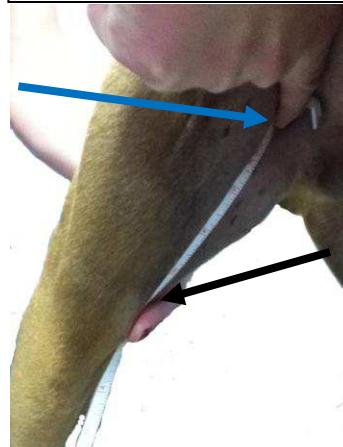


Stifle Tarsus Measurement Form Circle: Left/Right

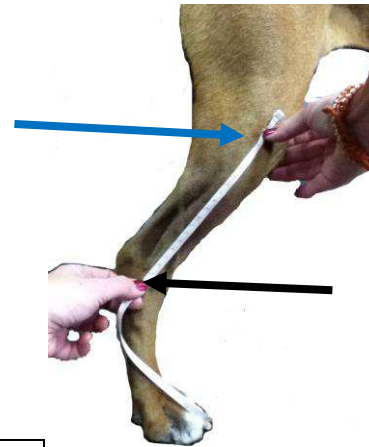
*** Measure in Centimeters only***



1. Hip to Stifle _____ cm
greater trochanter of femur
apex of fibular head



2. Groin to Stifle _____ cm
femoral pulse
medial condyle of femur



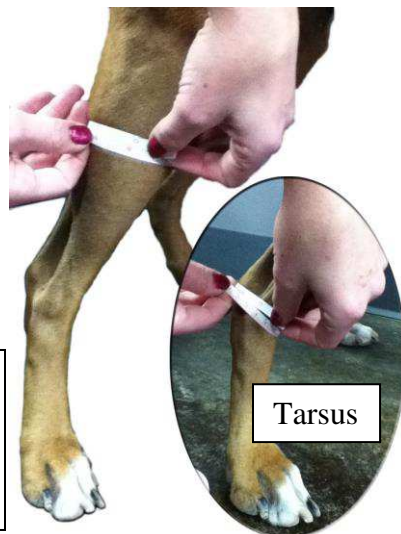
3. Stifle to Tarsus _____ cm
apex of fibular head
apex lateral malleolus



4. Top of Patella to Greater Tibial Tuberosity _____ cm




5. Thigh Circumference _____ cm



6. Calf Circumference _____ cm
lesser tibial tuberosity

7. Tarsus Circumference _____ cm
include calcaneus & malleoli



8. Tarsus to Paw _____ cm
apex lateral malleolus
5th metatarsal head

Normal Standing Stifle Angle: _____
Normal Standing Tarsal Angle: _____